

ONLINE AUCTION

SALE CLOSING

Tuesday, November 4, at 10 AM ET

ASSET LOCATION

3001 Tamarack Road
Owensboro, KY 42301

INSPECTION

Monday, November 3, from 9 AM
to 4 PM ET, or by appointment

**PRE-AUCTION
OFFERS INVITED
ON MAJOR ASSETS**

COMPLETE CATALOG & INFORMATION:

<https://perfection.global/hines2>

Surplus to Continuing
Operations of



MORI SEIKI TL-40B TURNING CENTER



ELWELL-PARKER ESI-30 LP FORKLIFT

FEATURING: MACHINERY & EQUIPMENT USED TO MANUFACTURE SHAFTS FOR POWER GENERATION & ELECTRICAL MOTOR SHAFTS - 1.5" TO 13" DIAMETER X 10' LONG INCLUDING: ELWELL PARKER 30,000 LB. LPG FORKLIFT, NATIONAL LONG STROKE COLD HEADER, MORI SEIKI TL-40B & ZL-35B TURNING CENTERS, OKUMA LB45 II TURNING CENTER, (3) VMC'S, (2) SHIBAURA & SHIGIYA CNC CYLINDRICAL GRINDERS, (2) FACING & CENTERING MACHINES, WARNER SWASEY M-3580 BIG BORE SQUARE HEAD TURRET LATHE, LODGE & SHIPLEY 28" X 192" HEAVY DUTY ENGINE LATHE, (14) ENGINE LATHES - FROM 22" X 120" TO 13" X 24" CAPACITY, (15) FOURSLIDES, AGIE DIE SINKER EDM, MILLS, SURFACE GRINDERS, SAWS, DRILLS, WELDERS, & FACTORY SUPPORT EQUIPMENT



Perfection Industrial Sales

ph +1-847-545-6374 • fax +1-847-427-8884

www.perfectionindustrial.com

Bidding Available Through

BidSpotter

TURNING CENTERS, VERTICAL MACHINING CENTERS

TURNING CENTERS

MORI SEIKI TL-40B TURNING CENTER, s/n 2211, w/ MSC-518 Control, 24.4" Swing Over Bed, 114.4" Max. Machining Length, 122.6" Centers, X-9.45", Z-116.4", 10-Position Turret, Hydraulic Steady Rest, Tailstock, TRION AIR BOSS Mist Collector, Chip Conveyor

MORI SEIKI ZL-35B TURNING CENTER, s/n 184, w/ MSC-501 Control, 23.8" Swing, X-8.8", Z-59", 2500 RPM Chuck, Matsumoto ZA3-12 Chuck, 10-Position Upper Turret, 10-Position Lower Turret, 8.3" X & 59" Z Lower Turret, 18.1"/15.4" Turning Diameter, Tailstock, LNC Chip Conveyor, TRION AIR BOSS Mist Collector

OKUMA LB45II TURNING CENTER, s/n 0264, w/ OSP-U100L Control, 35.4" Swing, 26" Turning Diameter, 78" Distance Between Centers, 12-Position Turret, Hydraulic Steady Rest, Chip Conveyor, TRION AIR BOSS Mist Collector

CINCINNATI CINTURN 300T-1000 TURNING CENTER, s/n 5320412940070, w/ ACRAMATIC 850SX Control, 12" 3-Jaw Chuck, 12-Position Turret, Tailstock, 22" Swing over Slant Bed, 12.5" Swing Over Cross Slide, 40" Centers



MORI SEIKI TL-40B TURNING CENTER



MORI SEIKI ZL-35B TURNING CENTER

VERTICAL MACHINING CENTERS

(2) **LEADWELL MCV-1500ER VERTICAL MACHINING CENTERS**, s/n na, w/ FANUC 0-M CNC Control, 66.75" x 25.75" Table, X-59", Y-39", CAT 50 Spindle Taper, 30-ATC

BRIDGEPORT BMC VERTICAL MACHINING CENTER, s/n na, w/ ALLEN BRADLEY 9 Series Control, 17" x 39" Table, CAT 40 Spindle Taper, 20-ATC

MONARCH VMC150B VERTICAL MACHINING CENTER, s/n 91522, w/ GE FANUC 15-M Control, 84" x 35.5" Table, X-60", Y-31.5", Z-27.5", CAT 50 Spindle Taper, 4000 RPM, 30-ATC



OKUMA LB45II TURNING CENTER



LEADWELL MCV-1500ER VERTICAL MACHINING CENTER



BRIDGEPORT BMC VERTICAL MACHINING CENTER



CINCINNATI CINTURN 300T-1000 TURNING CENTER



MONARCH VMC150B VMC

COLD HEADER, CYL. GRINDERS, FACING & CENTERING MACHINES, LATHES

COLD HEADER

NATIONAL MACHINERY #45 DOUBLE STROKE SOLID DIE LONG STROKE COLD HEADER, s/n 32532

RMG WIRE DRAWER

CNC CYLINDRICAL GRINDERS

SHIBAURA KT-730C CNC CYLINDRICAL GRINDER, s/n 130628, w/ FANUC 0-G Control, 28" Max. Grinding Diameter, Approx. 120" Between Centers, 6,600 lb. Max. Part Weight

SHIGIYA GP-55B 150ND2 CNC CYLINDRICAL GRINDER, s/n 080267, w/ FANUC 18-T Control, 21.6" Swing Over Table, 59" Centers, 39.4" Max. Grinding Length, 25.5" Max. Grinding Diameter, 29" Max. Grinding Wheel Diameter



NATIONAL MACHINERY #45 DOUBLE STROKE SOLID DIE LONG COLD HEADER



SHIGIYA GP-55B 150ND2 CNC CYLINDRICAL GRINDER



SHIBAURA KT-730C CNC CYLINDRICAL GRINDER

FACING & CENTERING MACHINES

DAVIS & THOMPSON ROTO-MATIC FACING & CENTERING MACHINE, s/n na, w/ Approx. 24" Swing, 124" Centers, Dual 30 HP Spindle Motors, Dual Hydraulic Visers, Dual Hydraulic Units, Newall Topaz 2-Axis DRO, Newall DP700 2-Axis DRO


HEY NO. 3 AUTOMATIC FACING & CENTERING MACHINE, s/n 2824-940, w/ 8.25" x 75" Capacity, 3" Min. Work Length, 80-1175 RPM Spindle Speeds, 15 HP Spindle Motor

CONVENTIONAL LATHES

WARNER & SWASEY M-3580 SQUARE HEAD TURRET LATHE, s/n 2361390, w/ 35" Swing, 80" Centers, 28" 4-Jaw Chuck, 12.5" Through-Hole, 20-220 RPM, 4-Way Tool Post, 6-Position Turret, 28" 4-Jaw Back Chuck



DAVIS & THOMPSON ROTO-MATIC FACING & CENTERING MACHINE



WARNER & SWASEY M-3580 SQUARE HEAD TURRET LATHE



HEY NO. 3 AUTOMATIC FACING & CENTERING MACHINE

Bidding Available Through
BidSpotter


CONVENTIONAL LATHES

CONVENTIONAL LATHES (CON'T)

- LODGE & SHIPLEY 28" X 192" LATHE**, s/n 46279, w/ 24" 4-Jaw Chuck, 2.5" Through-Hole, (2) Steady Rests, 4-Way Tool Post, Tailstock, 40 HP
- KINGSTON HD22-120 22" X 120" LATHE**, s/n CH98-746, w/ 15.5" 4-Jaw Chuck, 3.5" Through-Hole, 4-Way Tool Post, Steady Rest, 13-1200 RPM
- AXELSON 32" X 72" LATHE**, s/n 1081, w/ 20" 4-Jaw Chuck, 2.25" Through-Hole, 5-467 RPM, Steady Rest, Tool Post, Tailstock
- KOKI 16" X 60" LATHE**, s/n 82U821, w/ 12" 4-Jaw Chuck, 2" Through-Hole, 4-Way Tool Post, 65-1200 RPM
- MONARCH 20.5" X 54" LATHE**, s/n 34140, w/ 10" 3-Jaw Chuck, 1.5" Through-Hole, Steady Rest, Threading, Tailstock, ACU-RITE III 2-Axis DRO
- MONARCH 17" X 54" LATHE**, s/n 44146, w/ 12" 4-Jaw Chuck, 14-1750 RPM, Tailstock, Aloris Quick Change Tool Post, NEWALL DP7 2-Axis DRO
- MONARCH 20" X 52" LATHE**, s/n 47050, w/ Quick Change Tool Post, 12-1500 RPM, Tailstock
- MONARCH 40.5" X 48" LATHE**, s/n 40431, w/ 36" 4-Jaw Chuck, 2" Through-Hole, 14-600 RPM, 4-Way Tool Post, Tailstock, Threading
- MONARCH 16" X 30" LATHE**, s/n 47723, w/ 10" 3-Jaw Chuck, 12-1500 RPM, Tool Post, Tailstock, Steady Rest, Threading
- (2) HARDINGE DSM-59 PRECISION TOOLROOM LATHES**, s/n DV-59-10483, DV-59-10487
- HARDINGE TFB-H PRECISION TOOLROOM LATHE**, s/n na, w/ 5C Collet Nose, Quick Change Tool Post, Tailstock
- HARRISON M390GH LATHE**, s/n G70526, w/ 12" 4-Jaw Chuck, 2" Through-Hole, 25-2000 RPM, Steady Rest, Quick Change Tool Post, Tailstock, NEWALL DP700 2-Axis DRO
- CLAUSING COLCHESTER 21" LATHE**, s/n 8/0073/02442, w/ 16" 4-Jaw Chuck, 3.5" Through-Hole, 120" Centers, (No Carriage)
- CLAUSING COLCHESTER 13" LATHE**, s/n 5/0014/406419, w/ 8" 6-Jaw Chuck, 1.5" Through-Hole, Tailstock




LODGE & SHIPLEY 28" X 192" LATHE



KINGSTON HD22-120 22" X 120" LATHE



AXELSON 32" X 72" LATHE



MONARCH 40.5" X 48" LATHE



HARDINGE TFB-H PRECISION
TOOLROOM LATHE



KOKI 16" X 60" LATHE



CLAUSING COLCHESTER 21" LATHE

For auction inquiries,
please contact Jennifer Reiner at
(847) 545-6374 or
jennifer@perfectionindustrial.com

MILLING MACHINES, PRESSES, FOURSIDES

MILLING MACHINES


BRIDGEPORT EZ TRAK 2 HP MILLING MACHINE, s/n 283556E, w/ BPC2M Control, 9" x 49" Power Feed Table, Power Drawbar

KEARNEY & TRECKER 415 S-15 UNIVERSAL MILLING MACHINE, s/n 5473053, w/ 15" x 76" Table, 25-2000 RPM, 50 Taper, ACU-RITE III 3-Axis DRO

SHARP 3 HP MILLING MACHINE, s/n 41121821, w/ Power Feed Table, Power Drawbar, SONY MILLMAN LH30 2-Axis DRO

(3) **BRIDGEPORT SERIES I 2 HP MILLING MACHINES**, s/n 190215, 209618, 220274, w/ 9" x 42" Power Feed Table, 60-4200 RPM, (2) w/ NEWALL SAPPHIRE 2-Axis DRO

(4) **BRIDGEPORT 1.5 HP MILLING MACHINES**, s/n 222816, 173440, 108612, 88819, w/ 9" x 42" Table, 60-4200 RPM, 2-Axis DRO, (3) w/ 60-4200 RPM



KEARNEY & TRECKER 415 S-15 UNIVERSAL MILLING MACHINE



VIEW OF BRIDGEPORT MILLS



BRIDGEPORT EZ TRAK 2 HP MILLING MACHINE

PRESSES

BLISS C-150 150 TON GAP FRAME PRESS, s/n na, w/ 1.5" Slide, 1.5" Stroke, 1.5" Shut Height, Control Not Included, Flywheel Needs Repair


V&O SS2-65-38 PARTSMaster 65 TON HI-SPEED STRAIGHT SIDE PRESS, s/n 65SS-25, w/ GLEASON ULTRA KAM/RCLS Control, 26" x 38" Bed, 100-300 SPM, GORDON Brake Monitor

(5) **L&J EM2-45-36X18 STRAIGHT SIDE PRESSES**, s/n EM450161A, EM450196A, EM450160A, EM450163A, EM450165A, 45 Ton, 3" Stroke, 3" Adj, 14.75" Shut Height, Dual Palm Buttons

BLISS C45 45 TON OBI PRESS, s/n HP51953, w/ WINTRISS SmartPac Control, 18" x 29" Bed, 3" Adj, 3" Stroke, 12.25" Shut Height


WATERBURY FARREL 7-STATION TRANSFER PRESS

ALSO: AIR FEEDS C100 30" x 60" Coil Cradle, RAPID AIR PMD 50 Uncoiler w/ SC4P Straightener



65 TON

V&O SS2-65-38 PARTSMaster HI-SPEED STRAIGHT SIDE PRESS



150 TON

BLISS C-150 GAP FRAME PRESS



5 AVAILABLE

L&J EM2-45-36X18 STRAIGHT SIDE PRESS



45 TON

BLISS C45 OBI PRESS

FOURSLIDES

(3) **US BAIRD #28 MULTISLIDES**, s/n 28-3, 28-416, 1004

US BAIRD #11 MULTISLIDE, s/n 11-11

(2) **US BAIRD #3 FOURSIDES**, s/n 1470-218, 50-4668

(3) **US BAIRD #2 FOURSIDES**, s/n 8950-159, 8950-160, na

(2) **US BAIRD #1 FOURSIDES**, s/n 1003-231, 1003-234

(3) **US BAIRD # RWI FOURSIDES**, s/n 5520-47, 5520-95, 5520-81

US BAIRD #00 FOURSIDES, s/n 10000291



3 AVAILABLE

US BAIRD #28 MULTISLIDE



US BAIRD #11 MULTISLIDE



2 AVAILABLE

US BAIRD #3 FOURSIDE



3 AVAILABLE

US BAIRD #2 FOURSIDE



2 AVAILABLE

US BAIRD #1 FOURSIDE



(3) US BAIRD #RWI FOURSIDES

SURFACE GRINDERS, MISC. MACHINERY

SURFACE GRINDERS

MATTISON 48" X 20" SURFACE GRINDER, s/n 23812, w/ 24" Wheel Dia, 20" x 48" Magnetic Chuck, Neutrofier Magnetic Chuck Control

(2) **BROWN & SHARPE 618 MICROMASTER SURFACE GRINDERS**, s/n 523-6181-612, 523-6181-4277, w/ WALKER 6" x 18" Magnetic Chuck

BROWN & SHARPE 618 TECHMASTER SURFACE GRINDER, s/n 523-1618-1728, w/ 6" x 18" Magnetic Chuck

(3) **HARIG SUPER 612 HAND FEED SURFACE GRINDERS**, s/n 10699, 8142, na, w/ WALKER 6" x 12" Magnetic Chuck, (1) w/ Optidress Attachment

(3) **HARIG 612 SURFACE GRINDERS**, s/n 20171, 20170, 20163, w/ WALKER 6" x 12" Magnetic Chuck

TAFT PIERCE 6" X 12" SURFACE GRINDER

MISC. MACHINERY

AGIE ELOX MONDO 50 EDM SINKER, s/n MON 50-005147, w/ AGIE Futura IV 1 PM Control, 29.4" x 21.5" Table, X-19.7", Y-13.8", Z-13.8", 6" x 12" Magnetic Chuck

DOALL C-3300NC AUTOMATIC HORIZONTAL BAND SAW, s/n 521-98277, w/ UniOP Control, 13" x 13" Capacity, 50-360 FPM Blade Speed, Hydraulic Clamping, Infeed & Outfeed Conveyor

WELLSAW MODEL 8 HORIZONTAL BAND SAW, s/n 33195

GROB 4V-24 VERTICAL BAND SAW, s/n 1013, w/ 24" Throat, 23" x 38" Table, 5-3000 FPM Blade Speed, Blade Welder

WYSONG 1636 SHEAR, s/n F03-957, w/ 36" x 16 Ga.

CHICAGO DREIS & KRUMP BP0412-6 BOX PAN BRAKE, s/n 321252, w/ 4' x 12 Ga.

SIP MP-5F JIG BORER, s/n 1194, w/ 32" x 39" Table, 40-150 RPM, 42" Between Columns, Newall DP7 2-Axis DRO

GIDDINGS & LEWIS BICKFORD CHIPMASTER 6' RADIAL ARM DRILL, s/n 952-00169-70, w/ 11" Column, 40-1600 RPM, 24" x 20" x 18" Table, 10 HP



MATTISON 48" X 20" SURFACE GRINDER



VIEW OF HARIG & TAFT PIERCE SURFACE GRINDERS



2 AVAILABLE

BROWN & SHARPE 618 MICROMASTER SURFACE GRINDER



BROWN & SHARPE 618 TECHMASTER SURFACE GRINDER



3 AVAILABLE

HARIG 612 SURFACE GRINDER



3 AVAILABLE

HARIG SUPER 612 HAND FEED SURFACE GRINDER



AGIE ELOX MONDO 50 EDM SINKER



DOALL C-3300NC AUTOMATIC HORIZONTAL BAND SAW



GROB 4V-24 VERTICAL BAND SAW



G&L BICKFORD 6' RADIAL ARM DRILL



MOORE NO. 3 JIG BORER



ENERPAC 25-TON H-FRAME PRESS

WELDING, OVERHEAD BRIDGE CRANES, PLANT SUPPORT

WELDING

MILLER LMSW-52T Spot Welder, s/n KD354106, 2.5 K VA; **LINCOLN** IDEALARC TM-300 Arc Welder, s/n AC-387016; **MILLER** SYNCROWAVE 351 TIG Welder, s/n KG187431; **MILLER** MILLERMATIC 300 MIG Welder, s/n LA257170; **MILLER** MILLERMATIC 130 XP Wire Welder, s/n KK034277; **AIRCO** DIP-COR 300 MIG Welder, s/n na; **LINCOLN** AC-225-S Arc Welder, s/n na; **KEEN** Electrode Drying Oven; **HYPER THERM** POWERMAX 900 Plasma Cutter, s/n 900-010794; Welding Table

OVERHEAD BRIDGE CRANES

DELTA 6-TON SINGLE GIRDER BRIDGE CRANE, Approx. 45' Span, CM Lodestar 6-Ton Electric Hoist w/ Pendant Control

DELTA 2-TON SINGLE GIRDER BRIDGE CRANE, Approx. 45' Span, CM Lodestar 3-Ton Electric Hoist w/ Pendant Control

DELTA 1-TON SINGLE GIRDER BRIDGE CRANE, Approx. 45' Span, CM Lodestar 1-Ton Electric Hoist w/ Pendant Control

(2) **DELTA 1-TON SINGLE GIRDER BRIDGE CRANES**, Approx. 22' Span, CM Lodestar 1-Ton Electric Hoist w/ Pendant Control

(2) **DELTA 1-TON SINGLE GIRDER BRIDGE CRANES**, Approx. 22' Span, CM Lodestar 1-Ton Electric Hoist w/ Pendant Control

BRIDGE CRANE RUNWAY, Approx. 240' Run Comprising Both Sides of Beam and Electrical Along Beam

BRIDGE CRANE RUNWAY, Approx. 120' Run Comprising Both Sides of Beam and Electrical Along Beam



VIEW OF WELDING EQUIPMENT



MILLER LMSW-52T SPOT WELDER



DELTA 6-TON SINGLE GIRDER BRIDGE CRANE

PLANT SUPPORT

ELWELL-PARKER ESI-30 30,000 LB. LP FORKLIFT, s/n 27104, ONLY 452 Hours

MARKLIFT J30E SCISSOR LIFT, s/n 23238, w/ 30' Platform Height, 1000 Lb. Capacity

GENIE PL-I24DC PERSONNEL LIFT, s/n 3187-1400-S, w/ 300 Lb. Capacity, 24' Platform Height

ALSO: CAT 50 & 40 Tool Holders, **MORI SEIKI** Turret Tool Blocks and Boring Bar Holders, Carbide End Mills, Carbide Inserts, Boring Bars, Turning Tools, Drills, Reamers, Taps, Live and Dead Centers, Face Drivers, Rotary Tables, Chucks, Machine Vises, Drill Press Vises, Bench Vises, **VIDMAR** Modular Tools Cabinets, **STRONGHOLD** Shop Cabinets, Wood Top Work Benches, Stock Racks, Flame Proof File Cabinets, Office and More



ELWELL-PARKER ESI-30 LP FORKLIFT



VIEW OF DELTA CRANES



MARKLIFT J30E SCISSOR LIFT



GENIE PL-I24DC PERSONNEL LIFT



VIEW OF VARIOUS TOOLING



VIEW OF VARIOUS CHUCKS & TOOLING

For auction inquiries, please contact Jennifer Reiner at (847) 545-6374 or jennifer@perfectionindustrial.com



Bidding Available Through
BidSpotter

View our current auction schedule at www.perfectionindustrial.com

SALE CLOSING

Tuesday, November 4, at 10 AM ET

ASSET LOCATION

3001 Tamarack Road
Owensboro, KY 42301

INSPECTION

Monday, November 3, from 9 AM
to 4 PM ET, or by appointment

REMOVAL

All items must be removed by Friday, November 21. All removal is strictly on an appointment only basis. Anyone removing purchased items with a lift truck or another powered vehicle must have a certificate of insurance with a \$2M General Liability policy, the policy must include a Worker's Compensation rider, and that certificate of insurance must be provided to the auctioneer for review and approval prior to the auction.

TERMS OF SALE

An 18% Buyer's Premium will be charged on all assets purchased by buyers providing full payment is made within 48 hours following the sale. Acceptable forms of payment are cashier's check, company check (with bank letter of guarantee) or wire transfer within 48 hours of the sale close. For any Buyers failing to pay within the 48 hour stated payment period, the Buyer's Premium will be increased to 20%. All invoices paid with a credit card are subject to a 20% Buyer's Premium, and credit card payments are only allowed up to a maximum of \$2,000 per auction. Everything will be sold to the highest bidder, in accordance with the Auctioneer's customary "Terms of Sale", copies of which will be posted on the Auctioneer's website and subject to additional terms announced the day of sale. All items are sold "As is, Where is" without any warranty, express or implied.

FURTHER INFORMATION

For auction inquiries, please contact Jennifer Reiner at (847) 545-6374 or jennifer@perfectionindustrial.com.