

ONLINE AUCTION

Surplus Assets from



a Leading Bicycle Manufacturer

SALE CLOSING

Tuesday, September 9, at 10 AM ET

ASSET LOCATION

1000 Bicycle Way
Manning, SC 29102

INSPECTION

Monday, September 8, from 8:30 AM
to 4:30 PM ET, or by appointment

**PRE-AUCTION
OFFERS INVITED
ON MAJOR ASSETS**

COMPLETE CATALOG & INFORMATION:
<https://perfection.global/kent>

Bidding Available Through
BidSpotter



GEMA QCS04 BASE COAT BOOTH



HOLLAND MECHANICS DC-F WHEEL TRUING MACHINES

FEATURING: STATE-OF-THE-ART 2016 GEMA POWDER COAT PAINT SYSTEM W/ KOCH 7 STAGE STAINLESS STEEL WASH & KOCH DRY OFF / BAKE OVENS; 2016 GEMA TOUCH UP BOOTH; HARAEUS UV CURING OVEN; KONTEK 1100-30WWTS WASTE WATER TREATMENT SYSTEM; (33) VARIOUS HOLLAND MECHANICS, MACH 1 & SHEN ZHEN BICYCLE MANUFACTURING MACHINES; 2017 GEKA HYDRACROP 55 IRONWORKER; MACHINE TOOLS; 2023 TENNANT T16 FLOOR SCRUBBER; (8) FORKLIFTS; FACTORY SUPPORT EQUIPMENT, AND MORE!



**PERFECTION
Industrial Sales**

Perfection Industrial Sales
ph +1-847-545-6374 • fax +1-847-427-8884
www.perfectionindustrial.com

Perfection Global LLC SC Firm
Lic.# AF-4032, Tyler Magnuson
SC Auctioneer Lic.# AUG.4979 AU

2016 GEMA/GEORGE KOCH POWDER COAT LINE

2016 GEMA/GEORGE KOCH POWDER COAT LINE

PRISTINE CONDITION – VERY MINIMAL USE IN PRODUCTION

Available As Complete System or Individual Components

WORK PIECE DATA: Max. Height – 46”; Max. Width – 30”; Max. Length – 17”; Min. Part Clearance - ±6”; Top of Part – Top of Rail – 42” Minimum

PRODUCTION DATA: Speed of Conveyor – 12 [ft/min], Average Product Throughput – 5,500 lb/hr; Maximum Product Throughput – 11,000 lb/hr; Maximum Coated Area – 2,000 sqft/hr; Average Coated Area – 1,000 sqft/hr



GEMA QCS04 TOP COAT BOOTH



GEORGE KOCH 7-STAGE WASH LINE

COMPONENTS:

2016 GEMA MAGICCYLINDER EQUIFLOW QCS04 POWDER COAT BOOTH #1 (BASE COAT), s/n 5016.04063, w/ MagicControl CM30 Control, 12,000 CFM Air Flow, 42”W x 82”H Product Opening, 58” Usable Product Opening Height, 20’ Booth Length, 10’ Booth Height, 8’10” Booth Diameter, 4” Conveyor Slot Width, (2) Manual Touch-Up Stations, GEMA OptiCenter Automated System w/ OptiSpeeder Powder Management, PP06 Powder Pumps, (2) 4-Station and (1) Single Station Reciprocator ZA07-23 Automatic Spray Stations, (9) OptiGun GA03-X Automatic Guns w/ (9) OptiStar Control Units, (2) GM03 OptiFlex 2 Manual Guns w/ OptiStar CG13 Gun Control Units, Remote Cartridge Collector, Cyclone Separator Module, Programmable Up/Down Positioner, Automatic Gun External Blow-Off Nozzles

2016 GEMA MAGICCYLINDER EQUIFLOW QCS04 POWDER COAT BOOTH #2 (TOP COAT), s/n na, w/ MagicControl CM30 Control, 12,000 CFM Air Flow, 42”W x 82”H Product Opening, 58” Usable Product Opening Height, 20’ Booth Length, 10’ Booth Height, 8’10” Booth Diameter, 4” Conveyor Slot Width, (2) Manual Touch-Up Stations, (2) 4-Station and (2) Single Station Reciprocator ZA07-23 Automatic Spray Stations, (10) OptiGun GA03-X Automatic Guns w/ (11) OptiStar Control Units, (2) GM03 OptiFlex 2 Manual Guns w/ OptiStar CG13 Gun Control Units, (2) Programmable Up/Down Positioner, Remote Cartridge Collector, AZO E-240-B1 Cyclone Screener, AZO Rotary Sieve, Infrared Flame Detection System, IG06 Powder Pumps, Feed Hopper w/ Powder Pumps

2016 GEORGE KOCH 7-STAGE WASH LINE W/ DRY-OFF OVEN, s/n na, w/ KochSmart Control System, 12 FPM Line Speed, 3’6”W x 5’H Part Opening, 17” Max. Horizontal Part Length, 4’ Max. Vertical Part Height, 25.2 lb. Max. Part Weight. Wash Line Stage 1: Alkaline Cleaner, 3,226 Gallon Tank, 10+14 PSIG Nozzle Pressure; Stage 2- City Water Rinse, 1,116 Gallon Tank, 8-12 PSIG Nozzle Pressure; Stage 3: Descale 59, 2,210 Gallon Tank, 155-221 Gallon Initial Charge, 135-150°F, 60 Sec, 5-10 PSI Nozzle Pressure; Stage 4: City Water/pH Plus, 1,116 Gallon Tank, 30 Sec, 6-12 PSI Nozzle Pressure, pH Controller; Stage 5: Cleaner/Iron Phosphate, 2,210 Gallon Tank, 39 Gallon Initial Charge, 110-125°F, 6-12 PSI Nozzle Pressure; Stage 6: Water Rinse, 1,116 Gallon Tank Volume, 60 Seconds, 6-12 PSIG Nozzle Pressure; Stage 7: Non-Chrome Sealer, 1,116 Gallon Tank, 6-12 PSIG, 30 Seconds, Approx. Washer Dimensions: 131’L x 5’10”W x 8’2”H Housing; 3’3”H Tanks – Approx. Total Height – 11’4”. Approx. Dry-Off Oven Dimensions: 47’10”L x 16’2”W x 11’4”H. Approx. Cooling Tunnel Dimensions: 47’10”L x 10’8”W x 10’10”H

2016 GEORGE KOCH 2-STAGE OVEN, s/n na, Bottom – Powder Gel Oven, Top – Powder Cure Oven, Each w/ KochSmart Control System, 2,500,000 BTU/hr Capacity, Forced Air Convection/Natural Heated Gas, 500°F Set Point, 6” Insulated Wall & Roof Panels, 4” Insulated Floor Panels, PLC Temperature Monitoring, (1) Insulated Heater w/ (1) approx. 34,000 CFM Plug Fan, 30 HP Motor, Approx. Gel Oven Dimensions: 91’L x 15’7”W x 11’4”H. Approx. Cure Oven Dimensions: 101’L x 15’7”W x 11’4”H

2016 KONTEK 1100-30 WWTS WASTEWATER NEUTRALIZATION SYSTEM, s/n 2016267, w/ ~4,000 Gal. Concentrate Batch Collection Tank, ~4,000 Gal. Rinse Batch Collection Tank, (2) ~1,500 Gal. Neutralization Tanks, ~150 Gal. Rinse Overflow Lift Station, Concentrate Overflow Lift Station, ~500 Gal. Discharge Holding Tank, Drain Pumps, Ultrasonic Liquid Level Sensor, pH Sensor & Transmitter, Flow Meters, 60Hz, 3-Phase, 460-208V, 7.5HP

DONALDSON DF03-18 (12K) DUST COLLECTION SYSTEM, s/n 1124612-L1-1

MODULAR PAINT ROOM STRUCTURE, Approx. 90’L x 32’W x 16’H, (1) Roll Up Door, 8’W x 9’H, (3) Man Doors

PAINT LINE CONVEYOR SYSTEM, Approx. 2,184’ in Length

2016 GEMA/GEORGE KOCH POWDER COAT LINE, MISC PAINT EQUIPMENT



GEORGE KOCH DRY-OFF OVEN



GEORGE KOCH 2-STAGE OVEN



KONTEK 1100-30 WWTS WASTEWATER NEUTRALIZATION SYSTEM

MISC PAINT EQUIPMENT

2019 COLO-2152 FREE STANDING PAINT BOOTH, s/n P01-0142-2019-7-01, w/ PLC Control, 34" x 71" Side Opening, 42" x 63" Face Opening, Overall Dimensions- 98"W x 59"D x 90"H, Cartridge Filter

2016 GEMA CLASSICLINE MANUAL PAINT BOOTH, 2,000 CFM, 58" x 58" x 60"H Work Area, w/ GEMA OptiStar CG13 Gun Control and GM03 Optiflex 2 Gun, OptiFlex 2 B Manual Powder Coating Machine

HERAEUS UV PASS-THROUGH GAS CURING OVEN, w/ Siemens Simatic HMI Touch PLC Control

ALSO: DRI-EAZ F203-A DEHUMIDIFIER, s/n 131559, **ALORAIR LGR Extreme Dehumidifier**, s/n S86778, **RUWAC DS1000-EX Industrial Explosion Proof Vacuum**, s/n 16121918, Assorted Powder Paint and Colors from **CERAKOTE, PRISMATIC POWDERS, TIGER POWDER, TCI** and **PROTECH**



DONALDSON DF03-18 DUST COLLECTION SYSTEM



MODULAR PAINT ROOM STRUCTURE



PAINT LINE CONVEYOR SYSTEM



COLO-2152 FREE STANDING PAINT BOOTH



GEMA CLASSICLINE MANUAL PAINT BOOTH



HERAEUS GAS CURING OVEN

WHEEL TRUING MACHINES, HUB FILLING STATIONS, TIRE MOUNTING

WHEEL TRUING MACHINES

- 2018 MACH-1 FT3W FAST 3-WRENCH WHEEL TRUING ROBOT, s/n 34024
- (2) 2018 MACH-1 FT3W CAS FAST 3-WRENCH WHEEL TRUING ROBOTS, s/n 34022, 34023
- 2016 HOLLAND MECHANICS DC-F WHEEL TRUING MACHINE, s/n 220673, 12'29" Wheel Dia Capacity, 10-40 Wheel/hr, Touch Screen Interface
- (4) 2014 HOLLAND MECHANICS DC-F WHEEL TRUING MACHINES, s/n 220547, 220550, 220549, 220551, 12'29" Wheel Dia Capacity, 10-40 Wheel/hr, Touch Screen Interface
- (4) PARK TOOL TS-2.2 PROFESSIONAL WHEEL TRUING STANDS



MACH-1 FT3W WHEEL TRUING ROBOTS



HOLLAND MECHANICS DC-F WHEEL TRUING MACHINE

HUB FILLING STATIONS

- 2016 HOLLAND MECHANICS NA-A HUB FILLING STATION, s/n 430076
- (2) 2014 HOLLAND MECHANICS NA-A HUB FILLING STATIONS, s/n 430070, 430071



HOLLAND MECHANICS NA-A HUB FILLING STATIONS

TIRE MOUNTING

- 2020 SHUZ TUNG HT-60-04A TIRE MOUNTING MACHINE, s/n 3010191208
- 2016 SHENZHEN NEW CANGHAI TIRE MOUNTING MACHINE, s/n 160143
- (4) 2014 HOLLAND MECHANICS FE-C TIRE MOUNTING CONSOLES, s/n 520149, 520147, 520145, 520146



SHUZ TUNG HT-60-04A TIRE MOUNTING MACHINE



SHENZHEN NEW CANGHAI TIRE MOUNTING MACHINE



HOLLAND MECHANICS FE-C TIRE MOUNTING CONSOLE



PARK TOOL TS-2.2 PROFESSIONAL WHEEL TRUING STAND

LACING & TIGHTENING MACHINES, MISC. BICYCLE MACHINERY

LACING & TIGHTENING MACHINES

2019 MACH-1 LTA ADVANCED LACING & TIGHTENING MACHINE, s/n 14002

(4) 2017 MACH-1 LTA ADVANCED LACING & TIGHTENING MACHINES, s/n 14011, 14012, 14010, 14009

(6) 2014 HOLLAND MECHANICS CS-A LACING MACHINES, s/n 330602, 330601, 330603, 330605, 330604, 330606

MISC. BICYCLE MACHINERY

(4) 2015 & 2014 SHENZHEN NEW CANGHAI CH-40-05R AUTO NIPPLE TIGHTENING & SPOKE POSITIONING MACHINES, s/n 150846, 150845, 141117, 141116, 120-180 pcs/hr, 12-28 Rim Size

(2) 2017 HOLLAND MECHANICS AXRO-FQC2-R BUNDLING MACHINES, s/n E 117644, E 117643

2018 SHENZHEN NEW CANGHAICH-20-15 FRAME ALIGNMENT MACHINE, s/n 180317

2017 SHENZHEN NEW CANGHAI CH-40 15L FRONT DERAILER ASSEMBLY MACHINE, s/n 171201

(4) SHUZ TUNG HT-70-100 CRANK AND CHAINWHEEL TIGHTENING MACHINES

(2) SHUZ TUNG HT-70-023 FRONT FORK CUP PULLING AND START NUT SETTING MACHINES

SHUZ TUNG HT-70-010 HEAD SET B.B. CUP PRESSING MACHINE

SHUZ TUNG HT-70-030 B.B. CUP PRESSING MACHINE



2019-2017

1 OF 5 MACH-1 LTA ADVANCED LACING & TIGHTENING MACHINES



4 AVAILABLE

AUTO NIPPLE TIGHTENING & SPOKE POSITIONING MACHINE



2017

HOLLAND MECHANICS AXRO-FQC2-R BUNDLING MACHINES



6 AVAILABLE

HOLLAND MECHANICS CS-A LACING MACHINE



SHENZHEN NEW CANGHAICH-20-15 FRAME ALIGNMENT MACHINE



SHENZHEN NEW CANGHAI CH-40 15L FRONT DERAILER ASSEMBLY MACHINE



4 AVAILABLE

CRANK AND CHAINWHEEL TIGHTENING MACHINE



FRONT FORK CUP PULLING AND START NUT SETTING MACHINE



SHUZ TUNG HT-70-010 CUP PRESSING MACHINE

CONVENTIONAL MACHINE TOOLS, ROLLING STOCK

CONVENTIONAL MACHINE TOOLS

2017 GEKA HYDRACROP 55S HYDRAULIC IRONWORKER, s/n 160369, Mild Steel Capacities: 4.5" x 4.5" x 3/8" Angle Shear, 12"W x 5/8" Thick Flat-Bar Shear, 1-9/16" Diameter Round Bar, 1-9/16" Square Bar, 1-1/2" Diameter Hole Through 3/8" Plate Punching

SHARP 3 HP TURRET MILLING MACHINE, s/n 81225773, 9" x 50" Power Feed Table, 60-4500 RPM, Newall Topaz 2-Axis DRO

EDISON S105 TURRET MILLING MACHINE, s/n na, 10" x 44" Power Feed Table, 78-5720 RPM, Anilam Mini Wizard 2-Axis DRO

BOLTON BT1440G LATHE, s/n 15300, 14" Swing, 40' Centers, 84-1850 RPM, 8" 3-Jaw Chuck, 4-Way Tool Post, Tailstock, Sino SDS6-2V DRO

ALSO: DAKE 25-Ton Air-Hydraulic H-Frame Shop Press, **JET J-4301A 6" Industrial Belt Finishing Machine**, s/n 1506026, **JET JBG-8A 8" Bench Grinder**, s/n 14042404, **CENTRAL MACHINERY 4" x 36" Belt Sander**, **JET HVBS-56M Horizontal/Vertical Band Saw**, s/n 140339246, **SOUTHWIRE MB1000 Bend Station**, 3/4" and 1" Bender, Machine Vises



GEKA HYDRACROP 55S IRONWORKER



SHARP 3 HP TURRET MILLING MACHINE




EDISON S105 TURRET MILLING MACHINE



DAKE 25-TON AIR-HYDRAULIC H-FRAME SHOP PRESS



JET BELT FINISHING MACHINE & BENCH GRINDER



BOLTON BT1440G LATHE

ROLLING STOCK

(4) YALE ERP035VFN 3500 LB. ELECTRIC FORKLIFTS, s/n A955N02571M, A955N02493M, A955N02578M, A955N02578M, 187" Max. Lift Height, 5° Back Tilt, 24" Load Center, 3-Stage Mast, Side Shift, w/ Battery Chargers

HYSTER J40ZT 4000 LB. ELECTRIC FORKLIFT, s/n J160N03470E, 187" Max. Lift Height, 5° Back Tilt, 24" Load Center, 12,449 Traction Hours, 3-Stage Mast, Side Shift, w/ IBCI SCRFLX18-750 Battery Charger, s/n 051717

CLARK TMX 15 3000 LB. ELECTRIC FORKLIFT, s/n TMX250-2043-9803 KF, 188" Max. Lift Height, 5° Back Tilt, 24" Load Center, 3-Stage Mast, Cushion Tire, w/ HOBART 725C3-18 Battery Charger, s/n 488CS09621

RAYMOND R30TT STANDUP REACH TYPE ELECTRIC FORKLIFT, s/n EZ-10-DF50296, 216" Max. Lift Height, 24" Load Center (NOT IN WORKING CONDITION)

YALE MPB040-EN24T2748 ELECTRIC PALLET JACK, s/n B827N43716J, 4000 lb. Capacity

YALE MPB045VGN24T2646 ELECTRIC PALLET JACK, s/n A245C08745V, 4510 lb. Capacity

2023 TENNANT T16 RIDE-ON FLOOR SCRUBBER, s/n T16-25054

OVER (20) PALLET JACKS

(2) CLUB CAR 48V ELECTRIC GOLF CARTS, s/n 171905612, 020900915, w/ Battery Chargers



1 OF 4 YALE ERP035VFN FORKLIFTS



VIEW OF FORKLIFTS



HYSTER J40ZT ELECTRIC FORKLIFT

ROLLING STOCK, PLANT SUPPORT

PLANT SUPPORT

2014 LANTECH Q300XT STRETCH WRAPPER, s/n QX010149


2010 LANTECH Q300 STRETCH WRAPPER, s/n QM026975

2014 KOBALT TQ312601AJ 5 HP AIR COMPRESSOR, s/n 1866466, 155 PSI, Mounted on 80 Gallon Tank

ALSO: LINCOLN Power MIG 210 MP Welder, RED-D-ARC Extreme 360 CC/CV Inverter Welder, Torch Cart, Welding Tables, Large Selection of Power Tools from MILWAUKEE, DEWALT and MAKITA, Pneumatic Tools, Hand Tools, Toolboxes, Fiberglass Step Ladders, Work Benches, Self Dumping Hoppers, Flammable Storage Cabinets, Shop Carts, Drum Fans, Anti-Fatigue Shop Mats




RAYMOND R30TT STANDUP REACH TYPE ELEC. FORKLIFT



20+ AVAILABLE

ASSORTED PALLET JACKS



LANTECH Q300XT STRETCH WRAPPER




LANTECH Q300 STRETCH WRAPPER



TENNANT T16 RIDE-ON FLOOR SCRUBBER




YALE MPB040-EN24T2748 PALLET JACK



ASSORTED TOOLING



HAND TOOLS



LINCOLN POWER MIG 210 MP WELDER



RED-D-ARC EXTREME 360 CC/CV INVERTER WELDER



SELF DUMPING HOPPERS



ASSORTED CABINETS & SHOP CARTS

For auction inquiries, please contact Jennifer Reiner at (847) 545-6374 or jennifer@perfectionindustrial.com

Bidding Available Through
BidSpotter

View our current auction schedule at www.perfectionindustrial.com

SALE CLOSING

Tuesday, September 9, at 10 AM ET

ASSET LOCATION

1000 Bicycle Way
Manning, SC 29102

INSPECTION

Monday, September 8, from 8:30 AM to 4:30 PM ET, or by appointment

REMOVAL

All items, with the exception of the Powder Coat Paint Line, must be removed no later than Friday, September 19. The Powder Coat Paint System and related assets will be removed from the facility on a separately scheduled date, mutually agreed upon by the winning bidder and the facility. All removal is strictly on an appointment-only basis. Anyone removing purchased items with a lift truck or another powered vehicle must have a certificate of insurance with a \$2M General Liability policy, the policy must include a Worker's Compensation rider, and that certificate of insurance must be provided to the auctioneer for review and approval prior to the auction.

TERMS OF SALE

An 18% Buyer's Premium will be charged on all assets purchased by buyers providing full payment is made within 48 hours following the sale. Acceptable forms of payment are cashier's check, company check (with bank letter of guarantee) or wire transfer within 48 hours of the sale close. For any Buyers failing to pay within the 48 hour stated payment period, the Buyer's Premium will be increased to 20%. All invoices paid with a credit card are subject to a 20% Buyer's Premium, and credit card payments are only allowed up to a maximum of \$2,000 per auction. Everything will be sold to the highest bidder, in accordance with the Auctioneer's customary "Terms of Sale", copies of which will be posted on the Auctioneer's website and subject to additional terms announced the day of sale. All items are sold "As is, Where is" without any warranty, express or implied.

FURTHER INFORMATION

For auction inquiries, please contact Jennifer Reiner at (847) 545-6374 or jennifer@perfectionindustrial.com.

AUCTION LICENSE

Perfection Global LLC SC Firm Lic.# AF-4032, Tyler Magnuson SC Auctioneer Lic.# AUC.4979 AU

To discuss your requirements for an auction, please call Perfection Industrial +1-847-545-6374